

Annex :

Table 1 :

Table 2

41% of KMT Supporters: "I am Taiwanese"

Do you view yourself as Taiwanese, Chinese, or both? (%)

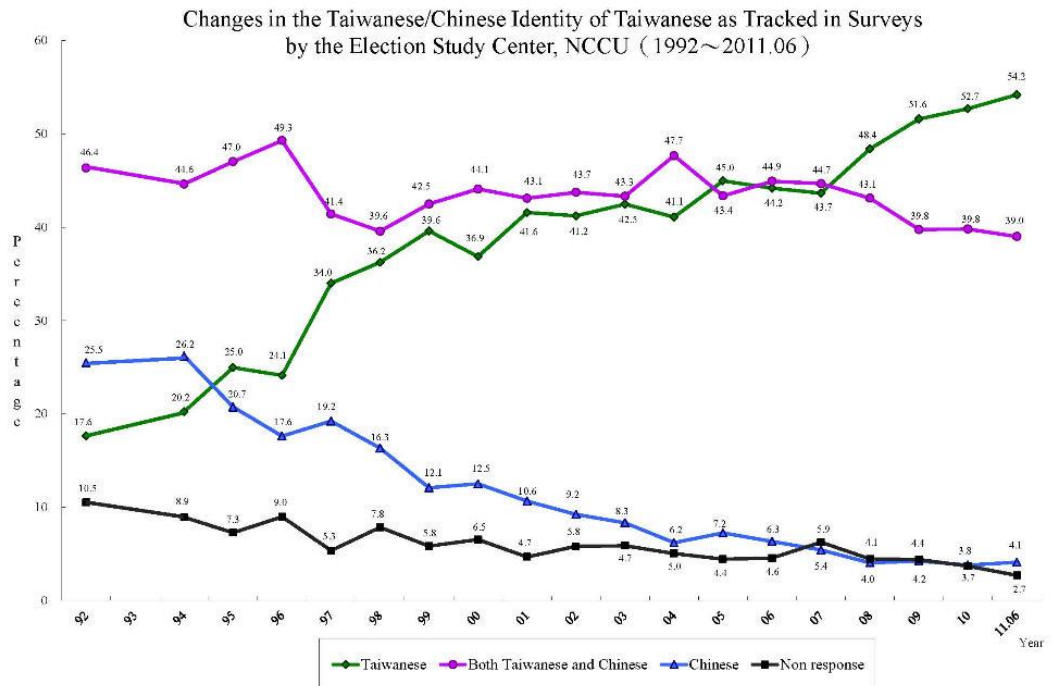
■ Taiwanese ■ Both ■ Chinese ■ Other ■ Refuse to answer / Don't know



1

Table 2 :

Trends in Core Political Attitudes among Taiwanese



2

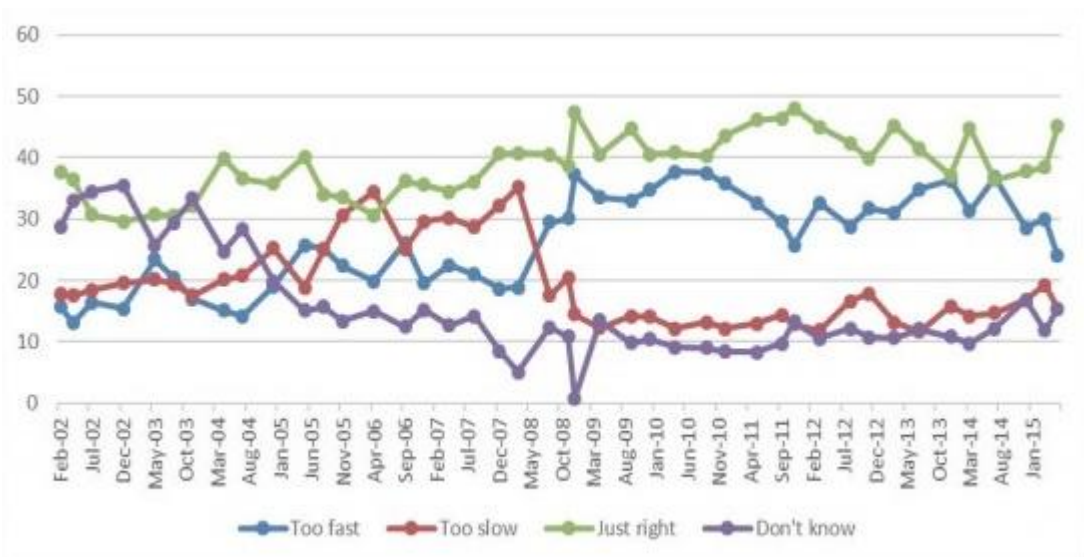
¹ Commonwealth, *Fissure Point Identified at 39 Years Old* [online], <https://english.cw.com.tw/article/article.action?id=598> (consulted on May 18th, 2018).

Table 3 :



3

Table 4 :

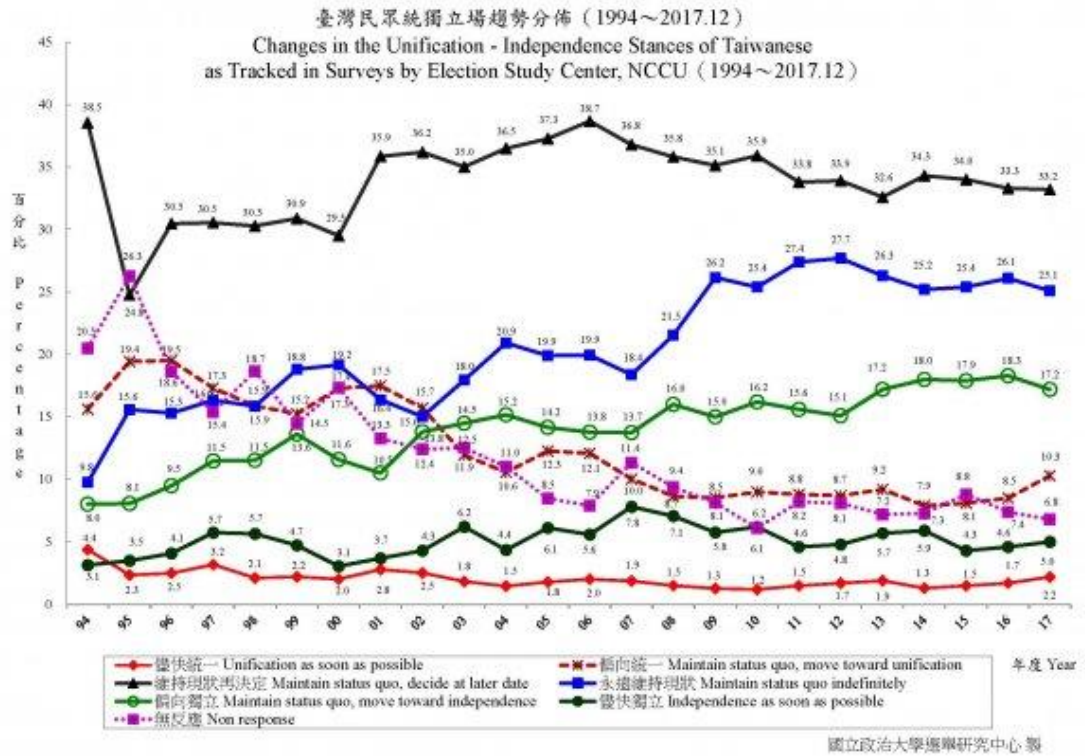


4

² Election Study Center National Chengchi University, *Taiwanese / Chinese Identification Trend Distribution in Taiwan(1992/06~2011/06)*.

³ Election Study Center National Chengchi University, *Taiwanese / Chinese Identification Trend Distribution in Taiwan(1992/06~2017/12)* [online], <https://esc.nccu.edu.tw/course/news.php?Sn=166>

Table 5 :

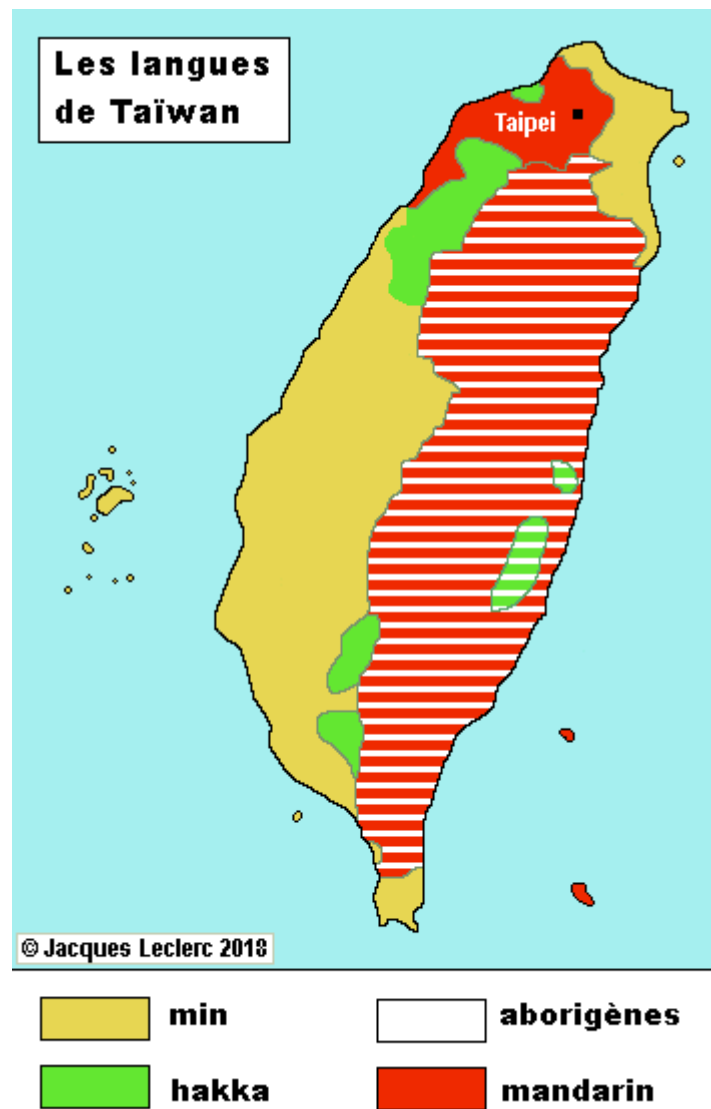


5

⁴ YASUHIRO, M., *op cit.*, p. 19.

⁵ Election Study Center National Chengchi University, *Taiwan Independence vs. Unification with the Mainland Trend Distribution in Taiwan(1992/06~2017/12)* [online], <https://esc.nccu.edu.tw/course/news.php?Sn=167>

Table 6 :



6

⁶ *Taiwan, la question des minorités et des aborigènes [online]*, <http://www.axl.cefan.ulaval.ca/asia/taiwan-4Pol-lng-minorites.htm> (consulted on May 25th, 2018).